

# Stoma Measuring Guide



**INSTRUCTIONS:** Cut out each gray circle without crossing the red border lines to create your own stoma measuring guide.



1/4"  
6mm



3/8"  
10mm




1/2"  
13mm




5/8"  
16mm




3/4"  
19mm




7/8"  
22mm




1"  
25mm




1-1/8"  
29mm




1-1/4"  
32mm




1-3/8"  
35mm




1-1/2"  
38mm




1-5/8"  
41mm




1-3/4"  
44mm




2"  
51mm



2-1/4"  
57mm



2-1/2"  
64mm



3"  
76mm